

National Assessment and Accreditation

Analysis of Students Satisfaction

Key Indicator-2.7.1

Questions for Online Student Satisfaction Survey	4—85%-100%	3-70%-84%
1.How much of the syllabus was covered in the class	88%	12%
2.How well did the teacher prepare for the classes?	Thoroughly	Satisfactorily
	81	13
3.How well were the teachers able to communicate?	Always effective	Sometimes effective
	75	16
4.The teacher's approach to teaching can best be defined as	Excellent	Very Good
	80.8	10.02
5.Fairness of the internal evaluation process by the teachers.	Always fair	Usually fair
	85	15
6.Was your performance in assignments discussed with you?	Everytime	Usually
	78	12
7.The institute takes active interest in promoting internship,students exchange ,field visit opportunities for students?	Regularly	Often
	70	16
8.The teaching and mentoring process in your institution facilitates you in cognitive, social and emotional growth.	Significantly	Very Well
	70	18

9.The institution provides multiple opportunities to learn and grow	Strongly Agree	Agree
	60	32
10.Teachers inform you about your expected competencies, course outcomes and programme outcomes	Every time	Usually
	69	20
11.Your mentor does a necessary follow- up with an assigned task to you	Every time	Usually
	74	15
12.The teachers illustrate the concepts through examples and applications	Every time	Usually
	72	15
13.The teachers identify your strengths and encourage you with providing right level of challenges.	Fully	Reasonably
	60	25
14.Teacher are able to identify your weaknesses and help you to overcome them	Every time	Usually
	80	12
15.The institution makes effort to engage students in monitoring,review and continuous quality improvement of the teaching learning process.	Strongly agree	Agree
	76	10
16.The institute/teachers use student centric methods,such as experiential learning, participative learning and problem solving methodologies for enhancing experiences.	To a great extent	Moderate
	78	9

17. Teachers encourage you to participate in extracurricular activities	Strongly agree	Agree
	91	8
18. Efforts are made by the institute /teachers to inculcate soft skills, life skills, and employability skills to make you ready for the world of work	To a great extent	Moderate
	77	12
19. What percentage of teachers use ICT tools such as LCD, Projector, Multimedia while teaching	Above 90%	70-89%
	69	11
20. The overall quality of teaching-learning process in your institute is very good	Strongly agree	Agree
	85	5
21. Give three observations, suggestions to improve the overall teaching-learning experience in your institution	From our student feedback survey, we gathered the following observations and suggestions	
	<ol style="list-style-type: none"> 1. Teachers are very supportive, try to reach each student and ask their doubts 2. Teachers are disciplined 3. Teachers are suggested to improve digital methods of learning 4. Teachers are suggested to use better graphics and visual media to engage students 	

5. Suggested to focus more on teaching learning process through english medium

6. Suggested that teaching management should focus on the student's individual difference in teaching learning situation

7. The institute gives good effort to make human resources

itation Council (NAAC)

atisfaction Survey

2-55%--69%	1-30%-54%	0-Below 30%
0%	0%	0%
Poor	Indifferently	Won't teach at all
4	2	0
Just satisfactorily	Generally ineffective	Very poor communication
5	4	0
Good	Fair	Poor
7	1.5	0.5
Sometimes unfair	Usually unfair	Unfair
0	0	0
Ocassionally	Rarely	Never
8	2	0
Sometime	Rarely	Never
8	6	0
Moderately	Marginally	Not at all
10	2	0

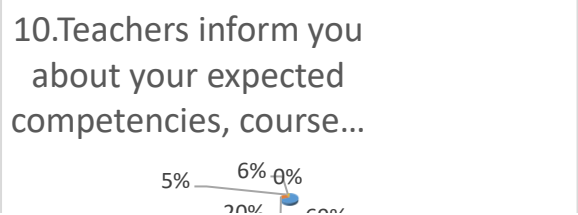
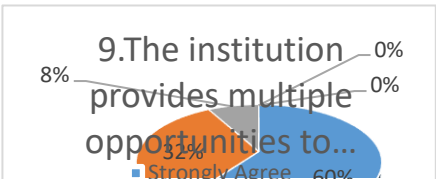
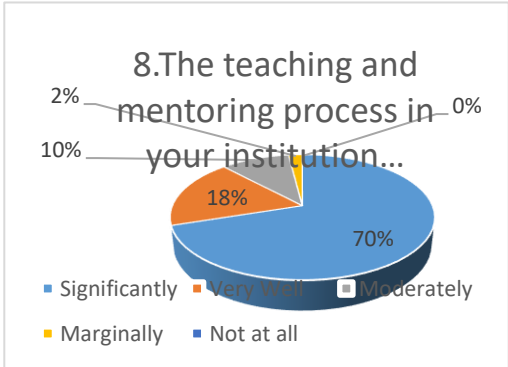
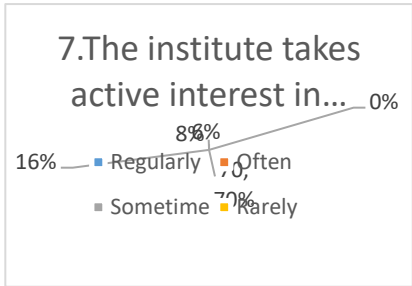
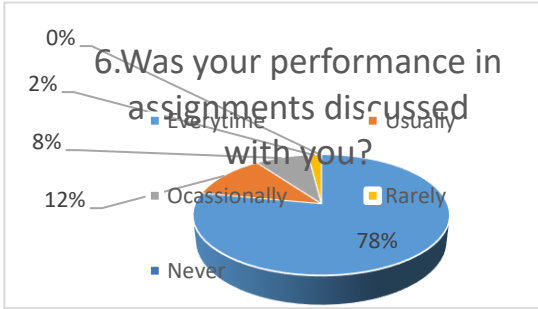
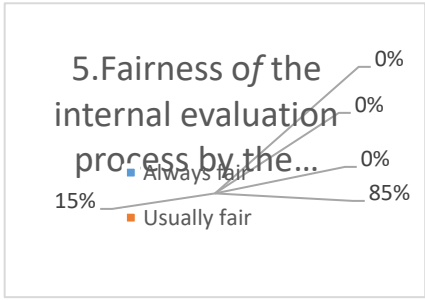
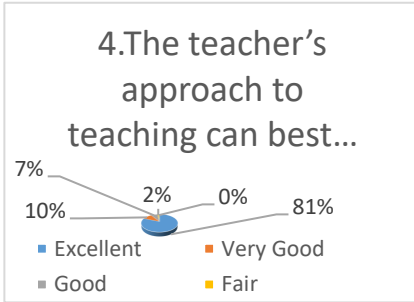
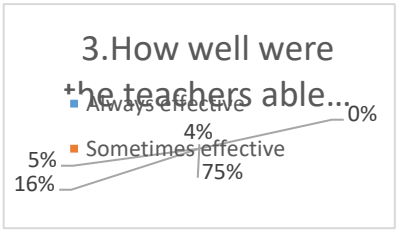
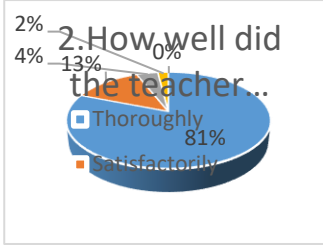
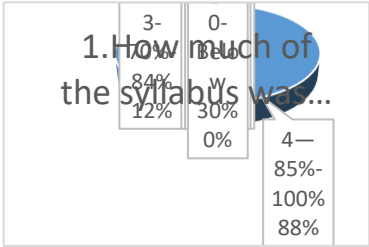
Neutral	Disagree	Strongly Disagree
8	0	0
Occasionally	Rarely	Never
5	6	0
Occasionally	Rarely	I don't have a mentor
7	4	0
Occasionally	Rarely	Never
7	6	0
Partially	Slightly	Unable to
8	6	1
Occasionally/Sometimes	Rarely	Never
5	3	0
Neutral	Disagree	Strongly disagree
10	3	1
Some what	Very little	Not at all
7	4	2

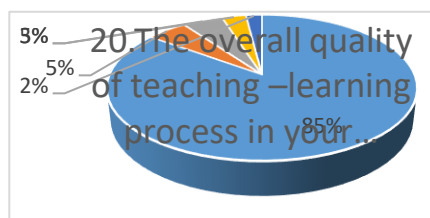
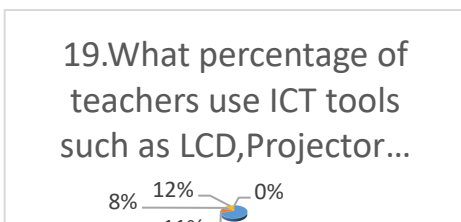
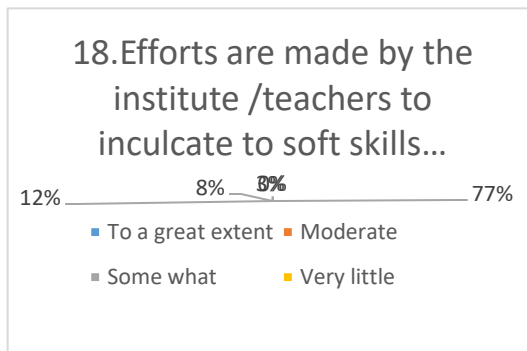
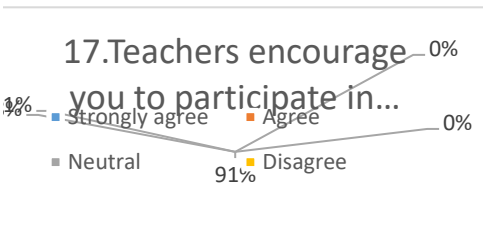
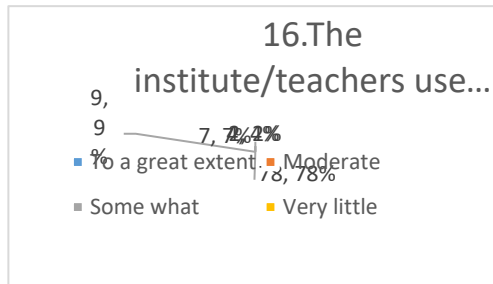
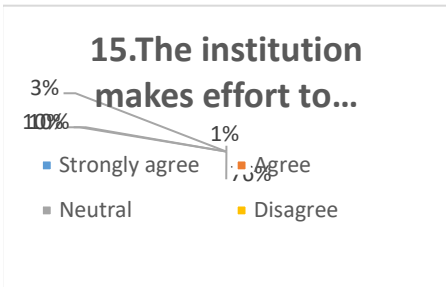


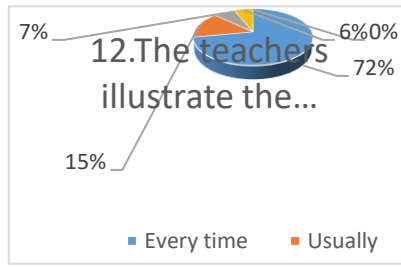
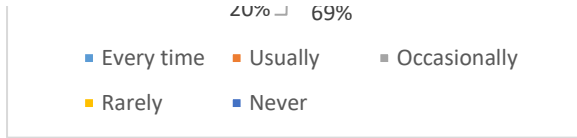
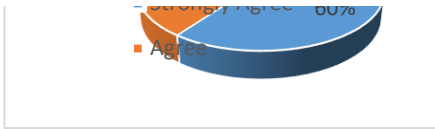
4
7

6%
8%

8

Neutral	Disagree	Strongly disagree
1	0	0
Some what	Very little	Not at all
8	3	0
50-69%	30-49%	Below 29
8	12	0
Neutral	Disagree	Strongly disagree
5	3	2





11% 69%

- Above 90%
- 70-89%
- 50-69%
- 30-49%
- Below 29

■ Strongly agree

■ Agree

10. Teachers inform you about your expected competencies, course outcomes and programme outcomes

